

Torbay



Volkswagen Motorhome Conversions

Torbay Conversions

1. Cobra
2. Sirius
3. Cobra
4. Fusion



1



2



3

At Torbay Conversions we understand the importance of creating, designing and delivering a multipurpose vehicle that is perfectly built for you.

We recognise the demands you place on your leisure vehicle every day and the expectations you have in terms of quality, functionality, style and image.

Torbay Conversions have teamed up with some of Europe's leading manufacturers of leisure vehicle components with established reputations for innovation and quality. This ensures that you can be confident that your new Torbay Conversion will be built to the highest standard. With various quality finishes you will be able to choose from a range of award winning conversions, the most suitable design to suit you and your requirement.

Our dedicated team is specially trained to listen and understand your needs and to convert your wishes and ideas into reality.

'Making leisure vehicles as individual as you.'



4

Volkswagen Base Vehicles

1. Cobra
2. Sirrius
3. Cobra
4. Cobra



1



2



3

More power

The All New Transporter is powered by the revolutionary, award winning, "Pumpe Duse" range of turbo diesel injection engines. You can choose between a 1.9 litre or 2.5 litre engine with power outputs from 85ps up to 174ps. These powerful and efficient engines are responsive and economic - factors which will add to your pleasurable driving experience.

More space

The All New Transporter is larger than its predecessor. This gives the Volkswagen converters space to ensure all your creature comforts are catered for. In addition, the dashboard mounted gear stick gives more floor space, permitting both front seats to swivel round into the main cabin. Clever design features and the new ergonomic dashboard also help to increase the feeling of space in the cabin.

More comfort

A Volkswagen motorhome has always been a pleasure to drive and the All New Transporter takes this experience to a new level of enjoyment.

Designed with comfort in mind, the ergonomic cab is a delight to be in, whether you're a driver or a passenger. The front seats have height adjustment and lumbar support in upgraded upholstery and this, together with the height and reach adjustable steering wheel, ensures that you arrive at your destination feeling fresh and relaxed.

More features

The Volkswagen name has always been synonymous with safety on the move. The All New Transporter has more safety features than ever. Driver and passenger airbags come as standard, as do a whole host of safety systems including: ABS (Anti-lock Brake System), EDL (Electronic Differential Lock), EBC (Engine Braking Control) and TCS (Traction Control System).

You're going to spend a lot of time in your motorhome so we've worked hard to make sure it meets your safety expectations.

More enjoyable

Your new motorhome will open up a whole new world of fun and adventure for you, your family and friends. Volkswagen Motorhomes and Torbay Conversions are delighted to offer you maximum enjoyment with the flexible All New Transporter.

For a quick trip to the shops or an extended touring holiday, whatever the distance, make sure you enjoy the journey with Volkswagen.

The All New Volkswagen Transporter has won:

International Van of the Year, 2004 at the RAI Commercial Vehicle exhibition.

Van of the Year, 2003 from 'What Van?' magazine.



4

Sirrius

The Sirrius is definitely the flagship of the Torbay range. Adopting the traditional VW layout with some of the most innovative ideas, the Sirrius is not a camper designed on a computer and then sent into production; it has simply evolved from many years of building quality bespoke conversions. Winning 'Motor Caravan of the Year' award on the VW T4, the transition from T4 to the new T5 was inevitable.

The unique curve to the front end of the furniture enables both front seats to swivel, creating a spacious seating area and the ample storage in the High-Top allows occupants to maximise their living space. This results in a vehicle well-suited for camping, day trips or couples wishing to entertain friends.



Fusion

When choosing a conversion to suit your needs, the Fusion is certainly one to consider. It has a super-flat elevating roof with roof-bed system and four belted seats. The Fusion is yet another award winning design from the Torbay range. The easy-to-operate elevating roof is one of the key features of this vehicle. Produced by one of our German suppliers with over 25 years experience of roof manufacture, you can rest assured that the design and quality of our roof conversion will not compromise the base vehicle, but enhance it.



Cobra

The latest addition to the Torbay range reflects a more contemporary theme. Truly a van for either the city or the beach and also wouldn't look out of place at the golf club. The Cobra's slide out 2-burner cooker is imaginative and highly original, making this the ideal vehicle for either business or pleasure. The sports suspension available on the Torbay range enables all elevating roof conversions to pass effortlessly under a 2m height restriction or into your garage at home, making this a true multipurpose vehicle.

The Cobra is a style statement guaranteed to make you many new friends.



Nimbus

Individually designed by one of our female customers, the Nimbus is as close as you can get to a true motorhome. Built on the Long Wheel Base Volkswagen T5 – whether you are down-sizing or first timers, you will find the specification of the Nimbus will provide all the essential home comforts that you would expect. The rear galley kitchen with full height worktop and the built-in cassette toilet are just two of the many practical features the Nimbus has to offer. Our lightweight furniture boards with walnut and chrome trims give the most up-to-date look, whilst keeping desirable classic and clean lines. Our attention to detail and finishing touches make all the difference.

Satisfy your desire for uncompromising quality, style and build by choosing a Torbay Conversions.





Sirrius (High-Top Roof)

Dimensions

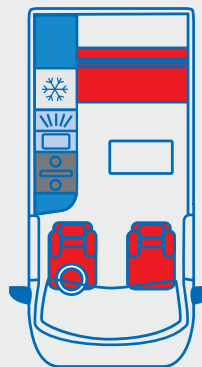
Length: 4890/5290
 Height: 2600
 Width: 2050 (mirrors folded)

Bed Sizes (LxW)

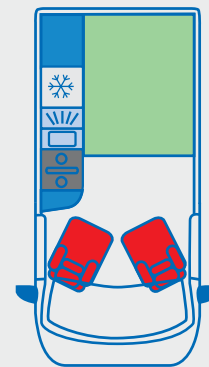
double: 1.98m x 1.24m
 upper bed: 2.0m x 1.1m

Automotive

engine: 1.9TDi (85/104 bhp)
 2.5TDi (130/174 bhp)



Day



Night



Fusion (Elevating Roof)

Dimensions

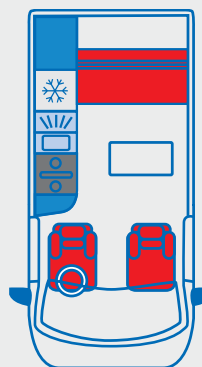
Length: 4890/5290
 Height*: 1995 (standard)
 Height*: 1960 (sports suspension)
 Width: 2050 (mirrors folded)

Bed Sizes (LxW)

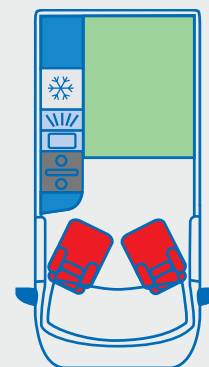
double: 1.98m x 1.24m
 upper bed: 2.0m x 1.2m

Automotive

engine: 1.9TDi (85/104 bhp)
 2.5TDi (130/174 bhp)



Day



Night

*with Elevating Roof closed



Cobra (Elevating Roof)

Dimensions

Length: 4890/5290
 Height*: 1995 (standard)
 Height*: 1960 (sports suspension)
 Width: 2050 (mirrors folded)

Bed Sizes (LxW)

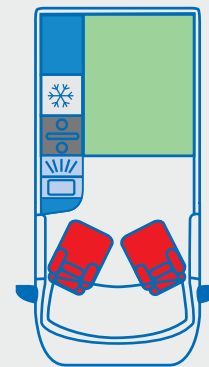
double: 2.0m x 1.4m
 upper bed: 2.0m x 1.2m

Automotive

engine: 1.9TDi (85/104 bhp)
 2.5TDi (130/174 bhp)



Day



Night

*with Elevating Roof closed



Nimbus (High-Top Roof[†])

Dimensions

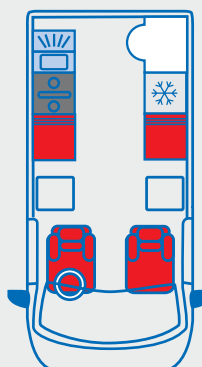
Length: 5290
 Height: 2600
 Width: 2050 (mirrors folded)

Bed Sizes (LxW)

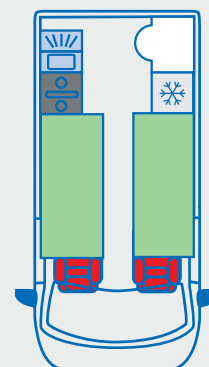
singles: 1.9m x 0.6m
 upper bed: 2.0m x 1.1m

Automotive

engine: 1.9TDi (85/104 bhp)
 2.5TDi (130/174 bhp)



Day



Night

([†]Optional elevating roof available)

Options

1. Cobra
2. Fusion
3. Cobra
4. Fusion



1














2



3

Paint colours†

 Grey White T7T7	 Raven Blue# 5Z5Z*
 Tornado Red G2G2	 Fresco Green# 3P3P*
 Berry Red° 9W9W*	 Offroad Grey# M3M3*
 Diamond Black° Z4Z4*	 Shadow Blue# P6P6*
 Pine Green# 9Y9Y*	 Reflex Silver# 8E8E*
 Wheat Beige# D1D1*	

†Paint colours are under constant review. These illustrations of paint colours are only intended as a general indication of colours available. The printing process cannot be relied upon for accurate colour representation, nor can it reproduce the full intensity and brilliance of the paint finishes.

note: ° Pearl Effect

Metallic

* Metallic & Pearl Effect finishes attract a surcharge

Accessories

Choosing your perfect conversion is the first step. Adding some optional finishing touches is the next. The multitude of accessories available from our European suppliers allows you to pick and choose valuable space saving and practical optional extras.

Some popular items include:

- Bike rack
- Awning rail
- Pull out awning
- Kyam awning
- Tow bar
- Alloy wheels
- Blown air heating (gas/diesel)
- Leather trim
- Additional seating
- Privacy tint
- Dash enhancement
- Metallic paint
- Tiptronic auto-transmission (130bhp engine option only)
- Four Motion
- Roof bars



4

Warranties

1. 2.5 TDi Engine
2. Cobra
3. Cobra
4. Cobra



1



2



3

Torbay conversion and component warranty

Consisting of a 12-month warranty covering all components supplied and fitted by Torbay Conversions. Should defects be deemed to occur from misuse, warranty will be void. This warranty is non-transferable.

Volkswagen 3-year roadside assistance

In the unlikely event of a breakdown, your vehicle is covered by a comprehensive roadside assistance package. The service operates 24 hours a day, 365 days a year. Three year UK roadside assistance provided by Volkswagen Emergency Assistance is subject to terms and conditions. Further details are available on request from your nearest Volkswagen Van Centre.

Volkswagen 3-year whole vehicle warranty

Consisting of a 2-year unlimited mileage manufacturer's warranty and a 1-year Van Centre warranty. In the third year the warranty continues until a maximum of 100,000 miles. Third year warranty is only available on vehicles purchased and registered in the UK through a Volkswagen 'Specialist Converter', and approved Volkswagen motorhome dealer or a Volkswagen Van Centre. Warranty excludes non-durable parts such as brakes and clutch linings.

Volkswagen 3-year paintwork warranty

There are no special conditions attached and defects to paintwork caused during manufacture will be rectified without charge. Naturally, during the warranty period the vehicle should be cared for in compliance with the operating instructions.

Volkswagen 12-year body protection*

Special rust proofing treatment of internal body sections and panels, applied at the time of manufacture, guards against rusting through from the inside. Should this occur during the warranty period, rectification will be made free of charge, and is not subject to compulsory inspections as with other 'anti-corrosion' guarantees.

note: (*) These warranties only apply to the paint finish and body panels manufactured and supplied by Volkswagen



4

1. Cobra
2. Fusion
3. Cobra



1



2




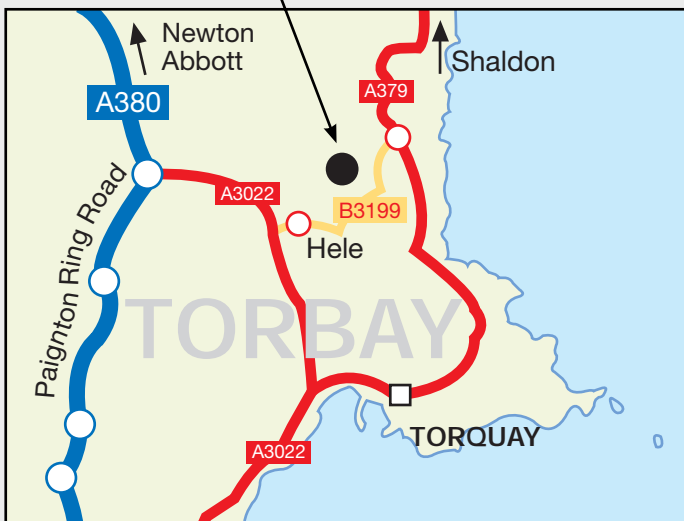
3

The world we live in never stands still. Our ideas, attitudes, lifestyles and the technologies we live with are all totally different from the previous generation – and those of the next generation will be different again. In the future our vehicles may be able to drive themselves. Some things, however, will never change, and the use of our free time is one of them. Torbay Conversions understand that a vehicle must be practical, versatile, comfortable, reliable and satisfying to drive and live with.

'Torbay Camper Conversions have always, and always will continue to provide, that personal touch.'

Torbay Conversions

(from A3022, follow  signs)



Torbay Camper Conversions Ltd
 Lummaton Quarry Industrial Estate
 Happaway Road
 Torquay
 Devon
 TQ2 8ES

t: 01803 323231
 f: 01803 323231
 e: info@camperconversions.com
www.camperconversions.com



Whilst the details shown in this brochure were correct at the time of going to press, Torbay Camper Conversions are unable to guarantee that no changes to specifications have taken place. It is therefore the responsibility of the reader to confirm specifications with their dealership at the time of enquiry.